

RENOVATIONS PORTFOLIO

2020-2023



A PRESENTATION OF SELECTED WORKS
DESIGNED BY NAGY DESIGN LLC





Table Of Content

01

Number One
W. 50TH STREET
POP-TOP ADDITION

02

Number Two
MONACO PARKWAY
INTERIOR RENOVATION

03

Number Three
CHERRYRIDGE ROAD
MAJOR RENOVATION

04

Number Four
ONEIDA STREET
POP-TOP ADDITION

05

Number Five
MADISON WAY
INTERIOR RENOVATION

06

Number Six
GARRISON STREET
ADDITION + RENOVATION

07

Number Seven
GALAPAGO STREET
POP-TOP ADDITION

08

Number Eight
ELIOTT STREET
INTERIOR RENOVATION
coming soon

09

Number Nine
SHERMAN STREET
BASEMENT AIRBNB
coming soon

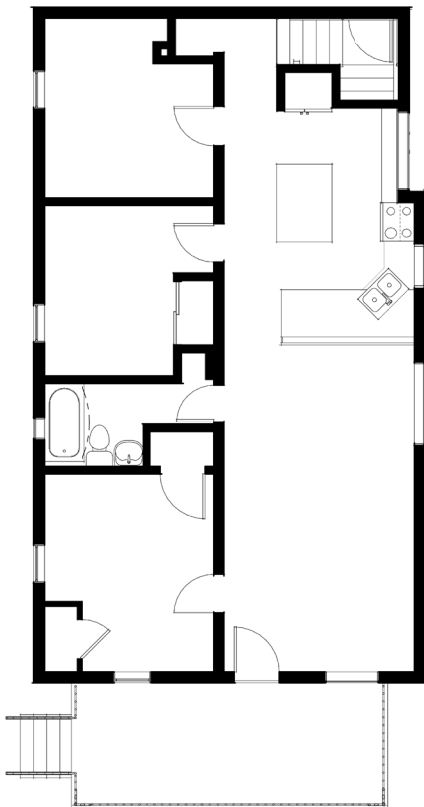
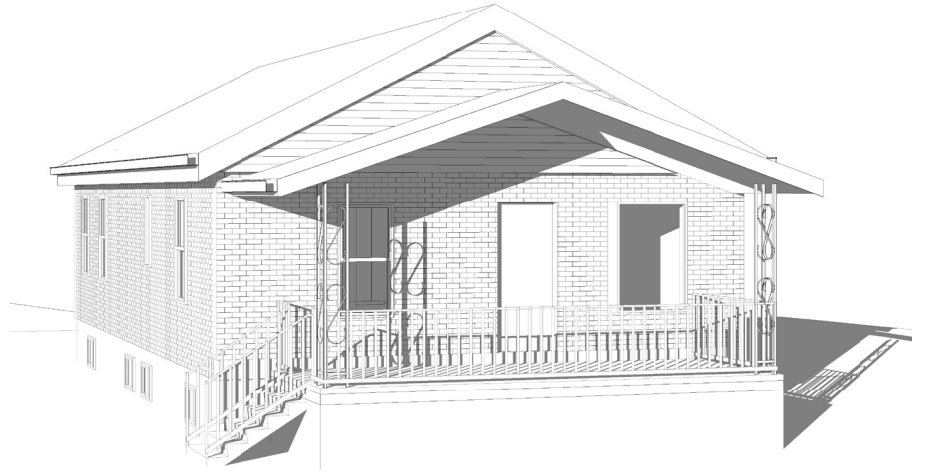
10

Number Ten
MADISON WAY (2)
INTERIOR RENOVATION
coming soon

W. 50TH STREET

BEFORE

Faced with the challenge of accommodating their growing family and adapting to the demands of working from home, the clients aimed to reconfigure their living space. The objective was to relocate all bedrooms to the upper level, creating a more open floor plan on the main level that would incorporate laundry facilities and an office space.

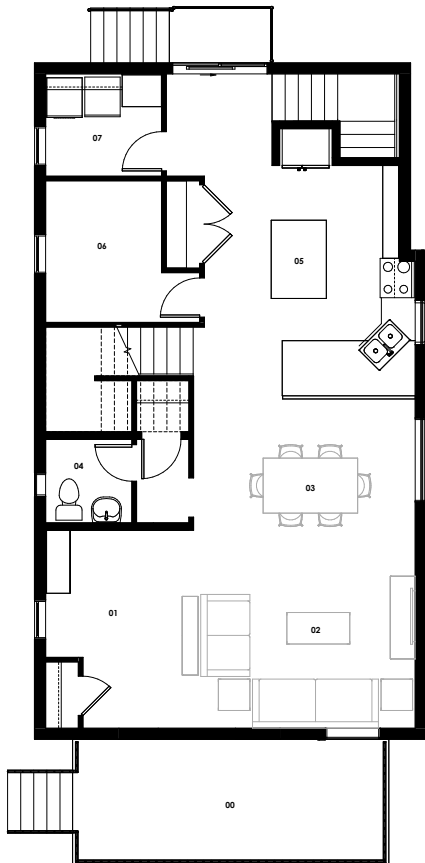


AFTER

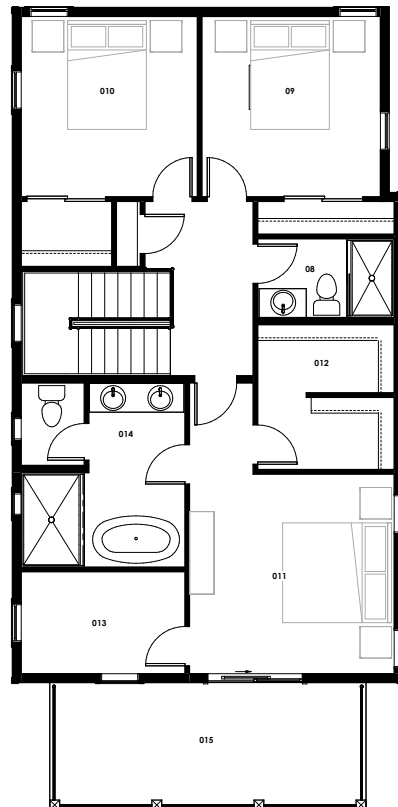
We enhanced the main level by extending the living room and entryway, incorporating storage options and introducing a discreet new powder room. The laundry facilities have been relocated to the rear entry, while a small office space now adjoins the kitchen. By positioning the staircase in the center, we've created a division between the bedrooms, providing enhanced privacy and the potential to optimize the primary suite at the front of the house. The inclusion of a writing room and a front balcony adds extra character and unique spaces for the homeowners to relish.

01 00 front porch 01 entry 02 livingroom 03 dining 04 powder 05 kitchen 06 office 07 laundry

02 08 secondary bath 09 bedroom two 010 bedroom three 011 main bedroom 012 walk-in closet 013 writing room 014 main bath



01



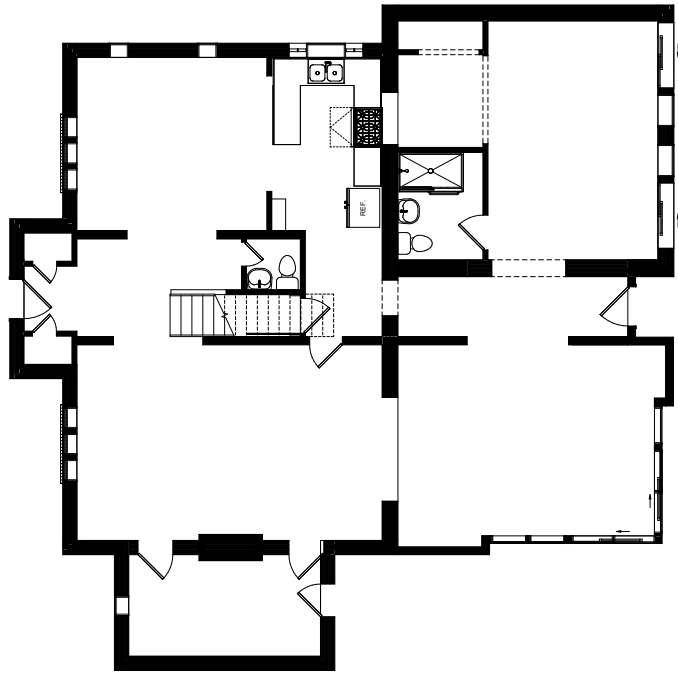
02

MONACO PARKWAY



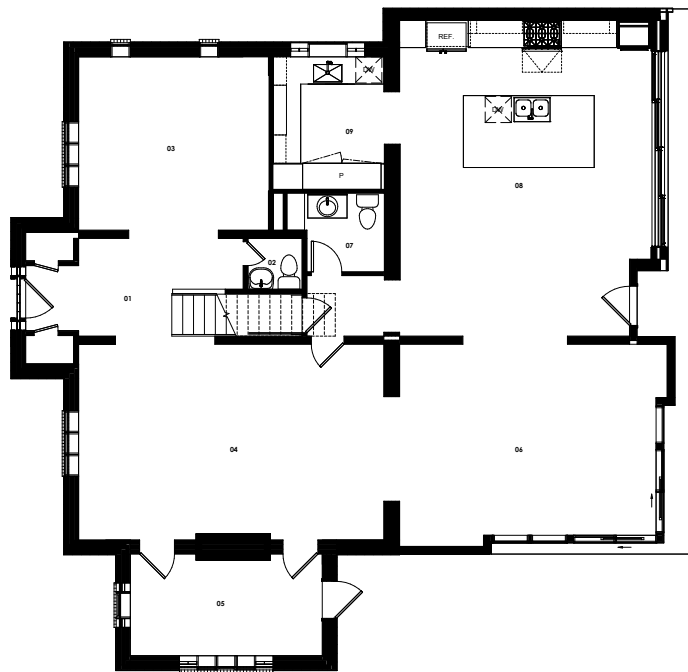
The client sought to establish a more versatile entertainment area for their family and guests. The renovation of the main level is focused on revamping the current layout to fashion a more spacious and interconnected kitchen and gathering space that seamlessly connects to the rear patio. This extensive renovation project includes a floor plan reconfiguration, the relocation of the kitchen and dining areas, and the integration of design improvements to enhance functionality, aesthetics, and the overall living experience.

Our solution allowed for added kitchen storage and a pantry area, all while retaining a rear bathroom and adhering to the existing building footprint.



01 BEFORE

Disjointed rooms and a lack of connectivity between the living, dining, and kitchen areas created a functional disconnect. The existing layout did not support seamless entertainment and flow.



02 AFTER

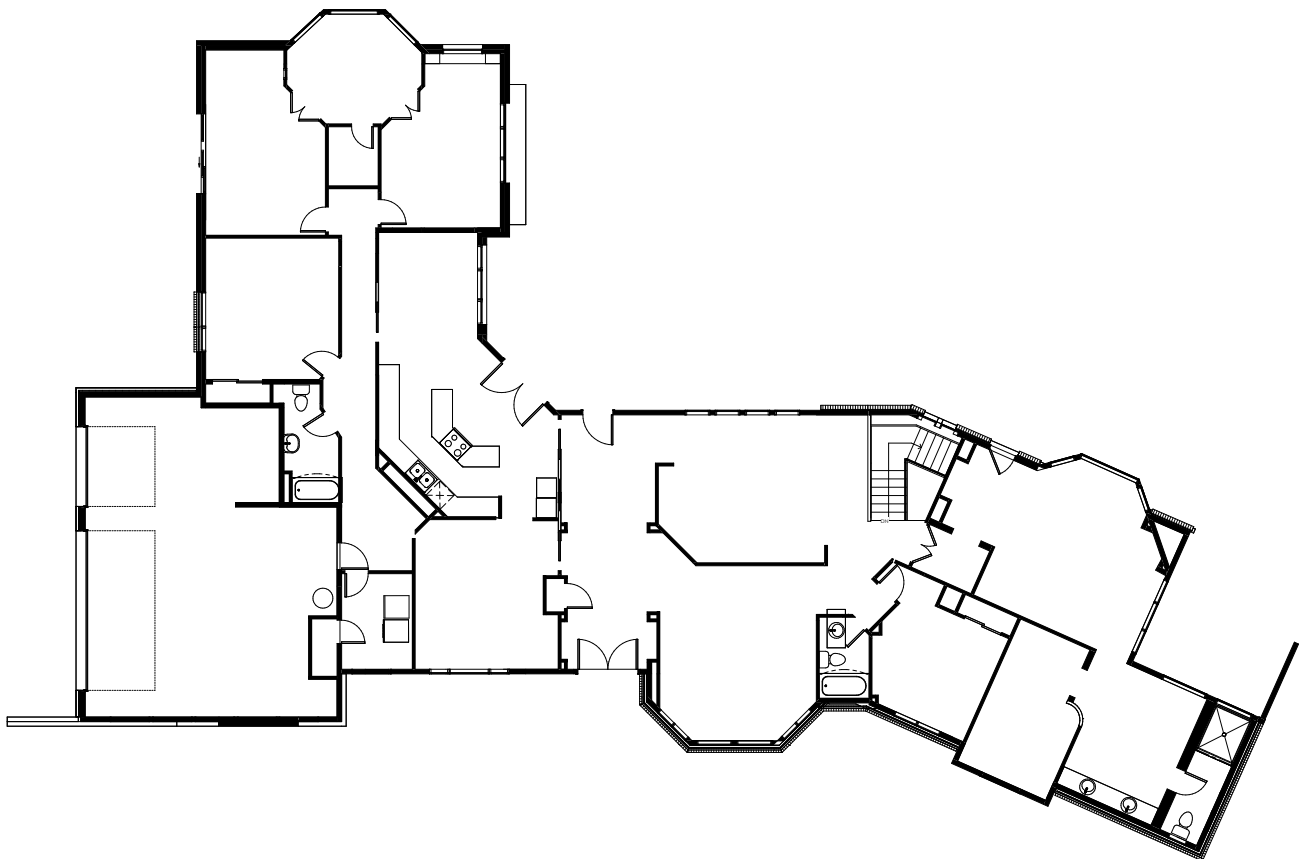
01 entry 02 powder room 03 formal dining/study 04 formal living 05 sunroom 06 living room 07 powder room 08 kitchen and dining 09 butlers pantry

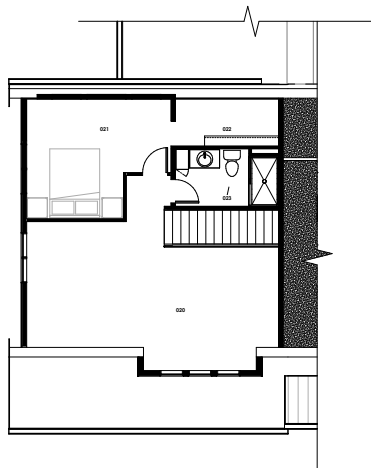
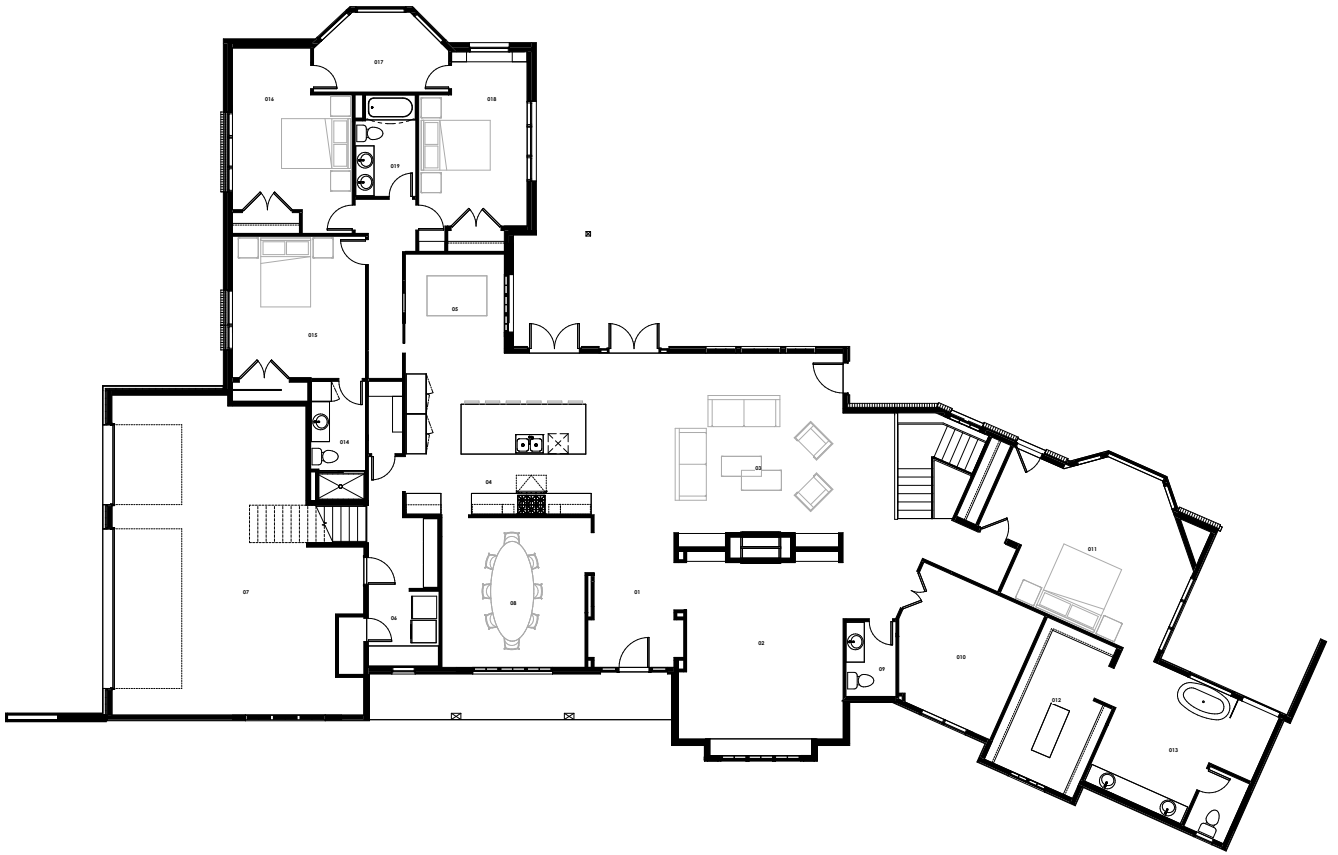
CHERRYRIDGE ROAD

— BEFORE

Constructed in the 1970s, this home underwent significant renovations in the 1990s under the previous owner's initiative. During that remodelling project, a main suite and an additional bedroom were added at an angled orientation, along with several other angular alterations, as illustrated below. With a spacious interior spanning just over 4000 square feet, this residence offers ample room for this new family to expand and thrive.

The objective of this renovation was twofold: to modernize the entire exterior in accordance with the clients' preferred aesthetic, and to introduce a new addition featuring loft space for the children, an additional secondary bedroom, and bathroom. The main level of the house will undergo a complete overhaul, with an emphasis on creating a more contemporary and seamless flow between the common areas. This entails a comprehensive re-imagining of the kitchen layout, enhancing bedroom and bathroom adjacencies, and refreshing the overall finishes throughout the space.





— AFTER

- 01 01 entry 02 formal living 03 family room 04 kitchen 05 breakfast nook 06 laundry and mudroom 07 two car garage 08 formal dining 09 powder room 010 office 011 main bedroom 012 walk-in closet 013 main bathroom 014 en suite 015 bedroom two 016 bedroom three 017 play room 018 bedroom four 019 bath three
- 02 020 recreational space 021 bedroom five 022 walk-in closet 023 bath four



ONEIDA STREET

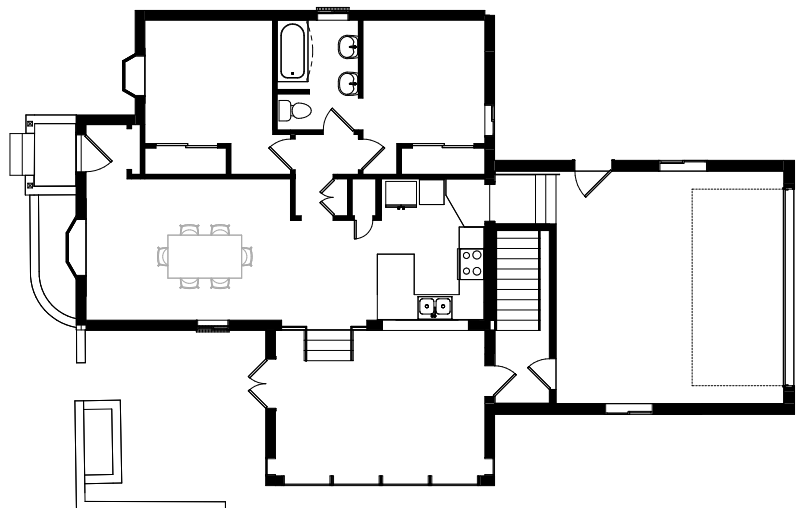


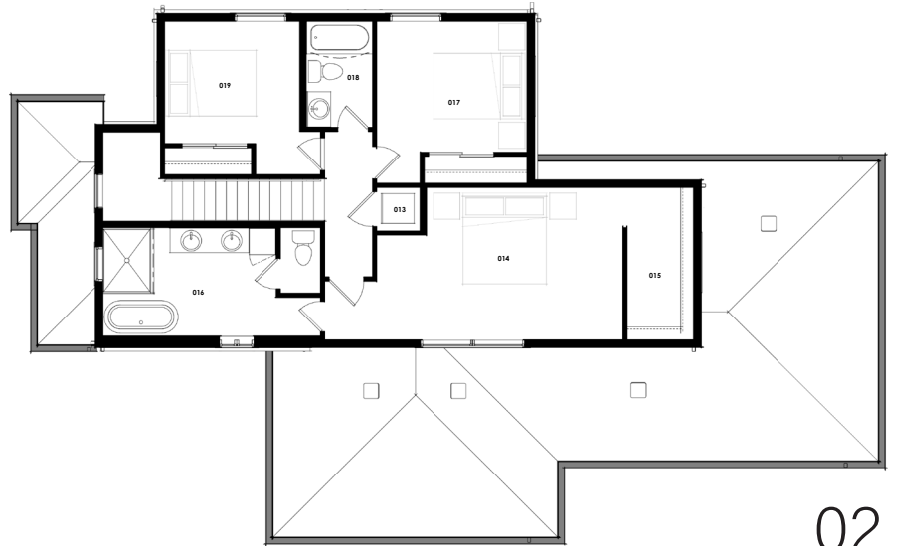
Situated within the Montclair Historic District in Denver, Colorado, this project entails a comprehensive renovation of the entire main level and an expansion to include a second floor. Furthermore, an extended detached garage, complete with an art studio at the rear of the property, though not shown here, has been incorporated.



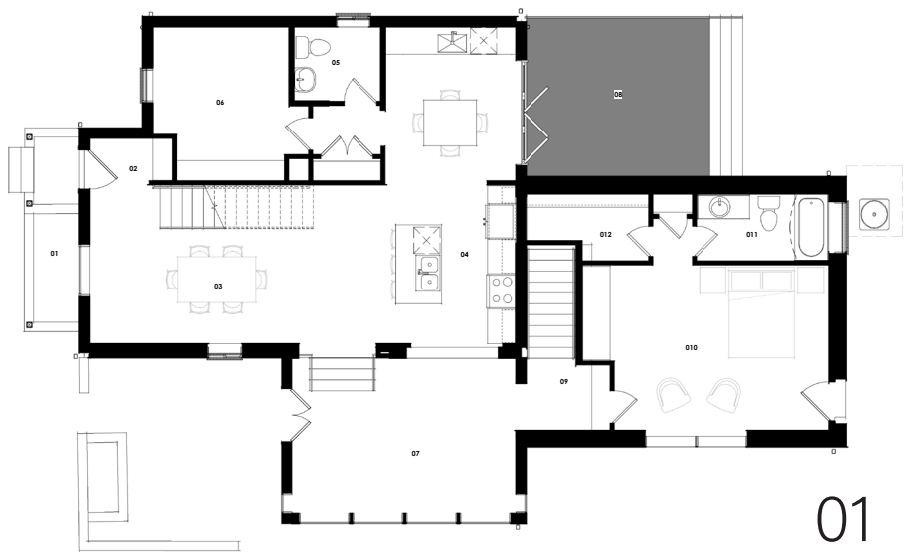
Exterior alterations were executed in consultation with the Landmark Review, guaranteeing that they harmonize with the historic environment and preserve the characteristic window design.

Internally, the layout has been reconfigured to cater to the evolving needs of the growing family, enabling them to reside comfortably in the home for years to come.





02



01

01 MAIN LEVEL

01 front porch 02 entry 03 dining 04 kitchen and extended kitchen 05 powder room 06 office 07 living room 08 rear deck 09 basement access 010 second main bedroom 011 bath two 012 walk-in closet

02 NEW SECOND LEVEL

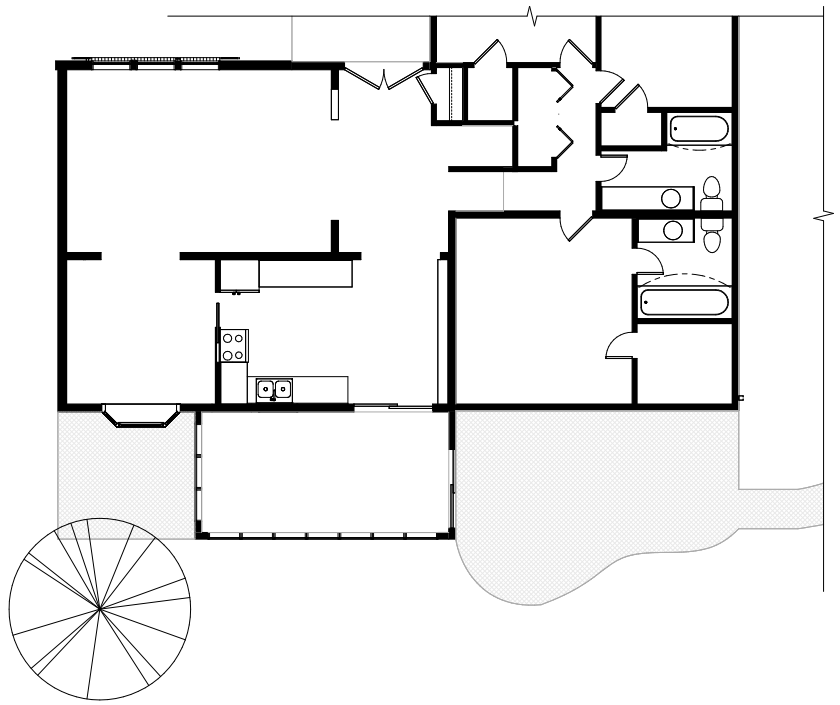
013 laundry 014 main bedroom 015 walk-in closet 016 main bathroom 017 bedroom two 018 bath three 019 bedroom three

MADISON WAY

The idea of this interior renovation had been brewing in the client's mind for some time. They longed to create a more open and harmonious main living space, skillfully arranging and coordinating their inherited furniture items while introducing fresh accent pieces to give the space a contemporary touch.

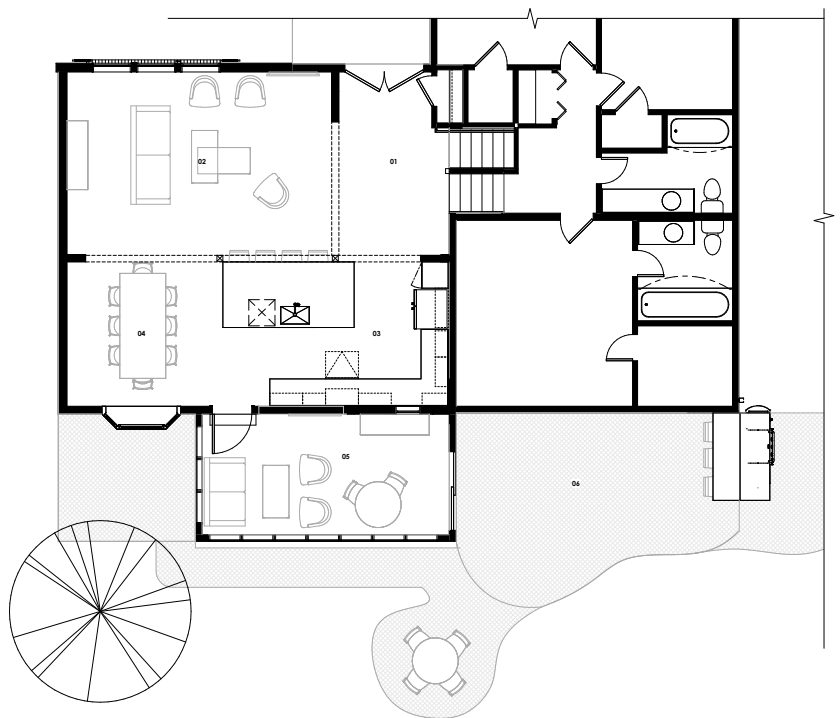
Our team offered the client a comprehensive service, including architectural design, finish selection, and interior design. It was a gratifying experience to witness everything seamlessly come together and witness the client's sheer delight in the transformed space.





01 BEFORE

This floor plan was characterized by disconnected spaces that suffered from insufficient natural and overhead light and an overall layout that lacked structural cohesion, resulting in inefficient circulation.



02 AFTER

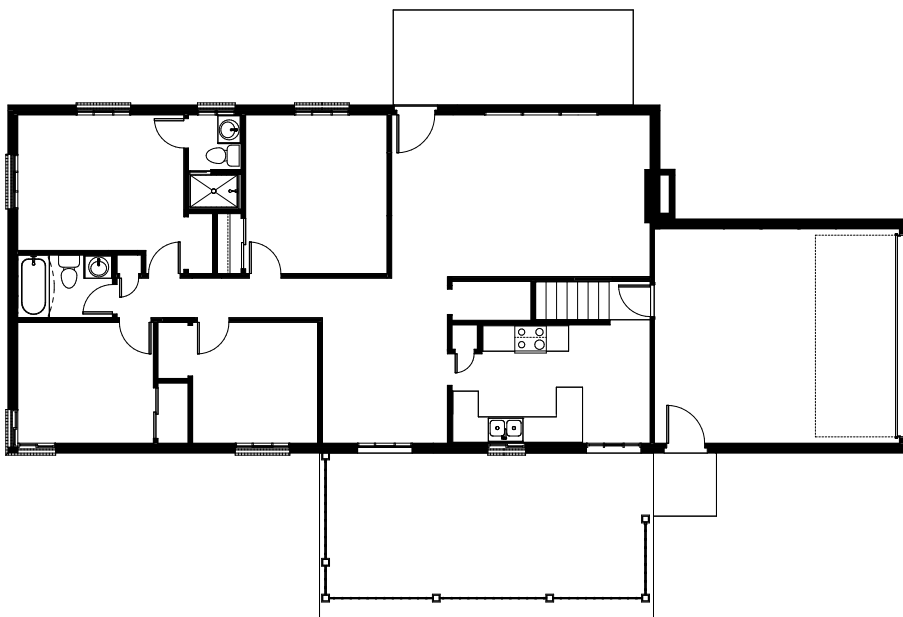
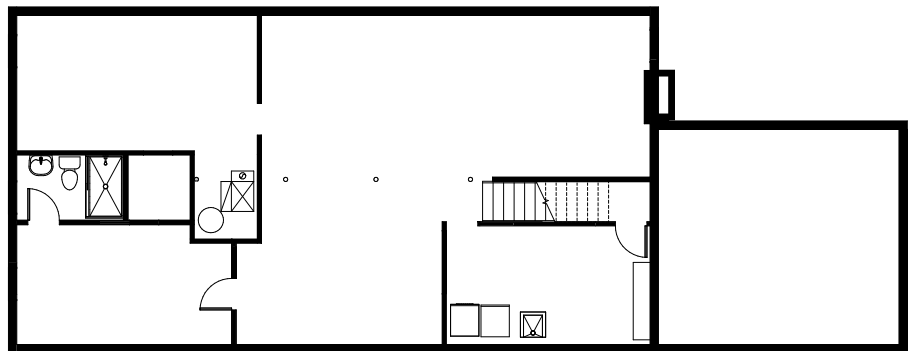
01 entry 02 living room 03 kitchen 04 dining space 05 sunroom 06 expanded back patio and built in grill

GARRISON STREET

BEFORE

The client's aim was to enhance the basement's functionality, create an inviting entry foyer, and modernize the layout of bedrooms and bathrooms on the main level.

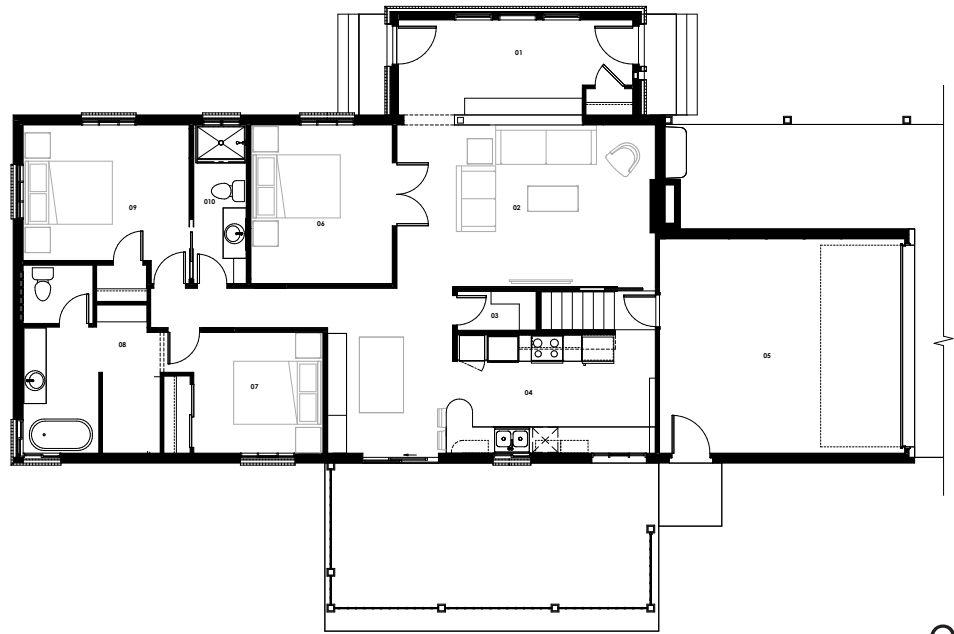
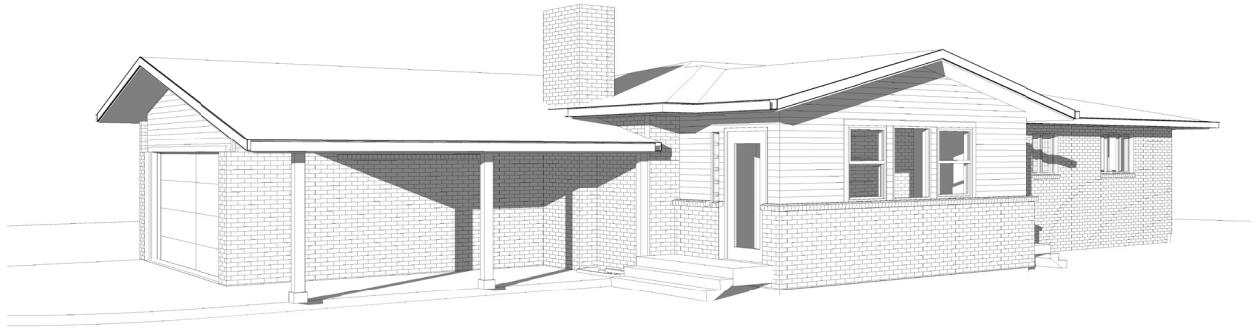
For the exterior, the focus was on seamlessly integrating it with the existing character of the home while also accommodating the client's need for additional parking space.



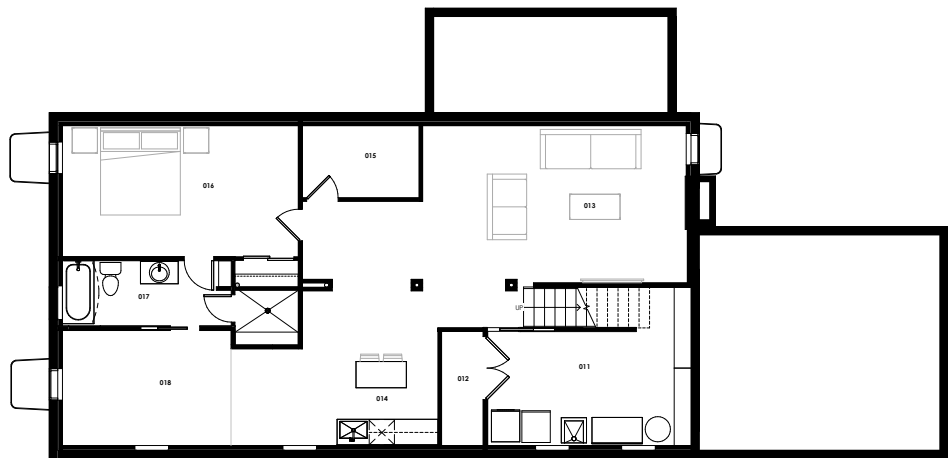
AFTER

01 011 laundry 012 mechanical
013 family room 014 wet bar
015 storage 016 bedroom four
017 bath three 018 gym

02 01 foyer 02 formal living
03 pantry 04 kitchen and
breakfast nook 05 garage
06 office/bedroom two 07 main
bedroom 08 main bathroom
and walk-in closet 09 bedroom
three 010 bath two



02



01

GALAPAGO STREET

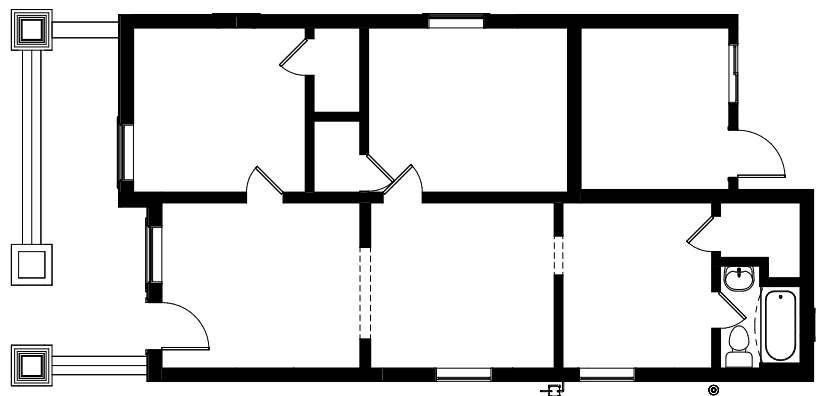


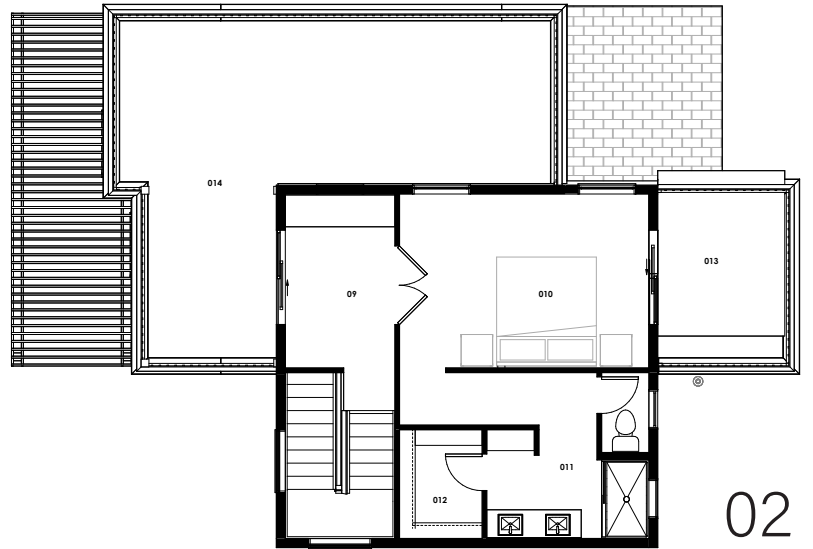
Originally constructed in 1885, this single-story historic home once shone with its unique charm. Over the years, various owners attempted to infuse character, but the overall floor plan no longer met the modern needs of the current owner.



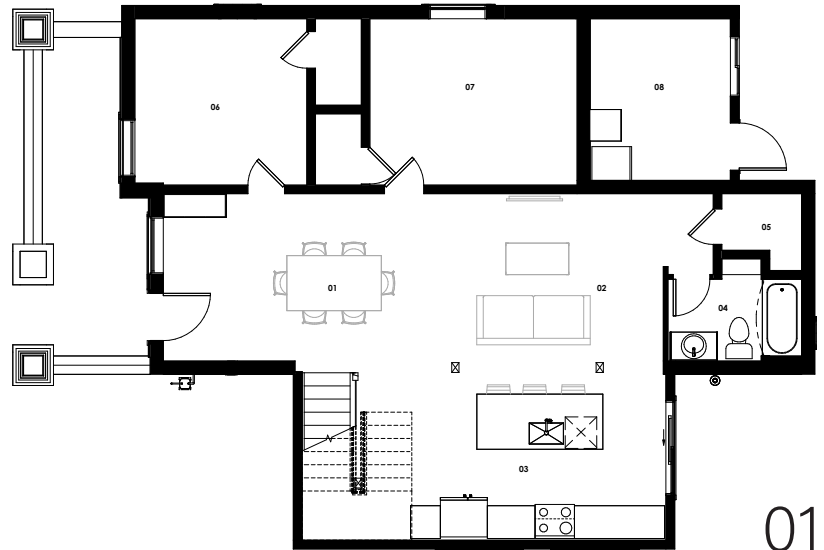
The primary objective of this project was to expand the home and create a contemporary living space that would cater to the present owner and future residents.

On the exterior, our mission was to build upon the traditional aesthetics that were present in the original design and transition it towards a more contemporary Southwestern





02



01

01 MAIN LEVEL

01 entry and dining 02 living space 03 kitchen
04 bathroom two 05 basement access 06 bedroom
two 07 bedroom three 08 laundry and mud

02 NEW SECOND LEVEL

09 dry bar 010 main bedroom 011 main bathroom
012 walk-in closet 013 private roof deck 014 com-
mon roof deck

Let's work together on your next renovation project!



NAGY Design LLC

2255 Sheridan Blvd. C270
Edgewater, CO 80214

nagydesignco.com
720 . 378 . 8127

